

1. Name of Listed Entity: Simbhaoli Sugars Limited
2. Scrip Code/Name of Scrip/Class of Security: SIMBHALS
3. Share Holding Pattern Filed under: 31b
4. Share Holding Pattern as on : 31-Dec-2016
5. Declaration: The Listed entity is required to submit the following declaration to the extent of submission of information:-

S. No.	Particulars	Yes/No	
1	Whether the Listed Entity has issued any partly paid up shares?	No	
2	Whether the Listed Entity has issued any Convertible Securities or Warrants?	No	
3	Whether the Listed Entity has any shares against which depository receipts are issued?	No	
4	Whether the Listed Entity has any shares in locked-in?	Yes	Promoter and Promoter Group
5	Whether any shares held by promoters are pledge or otherwise encumbered?	Yes	Promoter and Promoter Group
6	Whether the Listed Entity has issued any differential Voting Rights?	No	

Table I - Summary Statement holding of specified securities

Category (I)	Category of shareholder (II)	Nos. of shareholders (III)	No. of fully paid up equity shares held (IV)	No. of Partly paid-up equity shares held (V)	No. of shares underlying Depository Receipts (VI)	Total nos. shares held (VII) = (IV)+(V)+(VI)	Shareholding as a % of (VIII) = $\frac{(VII)}{1957} \times 100$	Number of Voting Rights held in each class of securities (IX)				No. of Shares Underlying Outstanding convertible securities (including Warrants) (X)	Shareholding, as a % assuming full of convertible securities (as a percentage of diluted share capital) (XI) = $\frac{(VII)+(X)}{(A+B+C2)} \times 100$	Number of Locked in shares (XII)		Number of Shares pledged or otherwise encumbered (XIII)		Number of equity shares in dematerialized form (XIV)
								of Voting Rights			Total as a % of (A+B+C)			No. (a)	As a % of total Shares held (b)	No. (a)	As a % of total Shares held (b)	
								Class	Class	Total								
								eg: X	eg: Y	eg: Z								
A	Promoter & Promoter Group	8	18215790	0	0	18215790	48.6	18215790	0	18215790	48.6	0	48.6	7500000	41.17	6632498	36.41	18215790
B	Public	16172	19263230	0	0	19263230	51.4	19263230	0	19263230	51.4	0	51.4	0	0	0	0	18652716
C	Non Promoter-Non Public	0	0	0	0	0	0	0	0	0	0	0	0	0	0	0	0	0
C1	Shares underlying DRs	0	0	0	0	0	0	0	0	0	0	0	0	0	0	0	0	0
C2	Shares held by Employee Trusts	0	0	0	0	0	0	0	0	0	0	0	0	0	0	0	0	0
	Total	16180	37479020	0	0	37479020	100	37479020	0	37479020	100	0	100	7500000	20.01	6632498	17.7	36868506

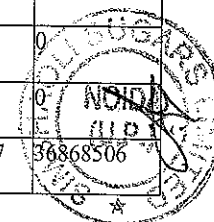
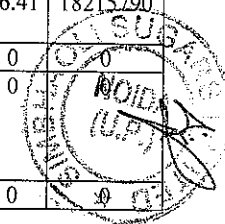


Table II - Statement showing shareholding pattern of the Promoter and Promoter Group

	Category & Name of the Shareholders (i)	PAN (ii)	No. of share holder (iii)	No. of fully paid up equity shares held (iv)	Partly paid-up equity shares held (v)	Nos. of shares underlying Depository Receipts (vi)	Total nos. shares held (vii = iv+vi)	Shareholding % calculate d as per SCRR, 1957 (viii)	Number of Voting Rights held in each class of securities (ix)			No. of Shares Underlying Outstanding convertible securities (including Warrants) (x)	Shareholding , as a % assuming full conversion of convertible securities (as a percentage of diluted share capital) (xi) = (vii)+(x) as a % of A+B+C2	Number of Locked in shares (xii)		Number of Shares pledged or otherwise encumbered (xiii)		Number of equity shares held in dematerialized form (xiv)	
									No of Voting Rights					Total as a % of Total Voting rights	No. (a)	As a % of total Shares held (b)	No. (a)		As a % of total share s held (b)
									Class X	Class Y	Total								
1	Indian		0	0	0	0	0	0	0	0	0	0	0	0	0	0	0	0	
a	Individuals/Hindu undivided Family		6	8675941	0	0	8675941	23.15	8675941	0	8675941	23.15	0	23.15	3469219	39.99	377846	4.36	8675941
	ANGAD SINGH	BPJPS3794C		9850	0	0	9850	.03	9850	0	9850	.03	0	.03	4056	41.18	0	0	9850
	GOVIND SINGH SANDHU	AATPS7576A		733139	0	0	733139	1.96	733139	0	733139	1.96	0	1.96	301856	41.17	0	0	733139
	GURMIT SINGH MANN	AEEPM0171L		3726154	0	0	3726154	9.94	3726154	0	3726154	9.94	0	9.94	1534172	41.17	0	0	3726154
	GURPAL SINGH	AAKPS7128K		2402770	0	0	2402770	6.41	2402770	0	2402770	6.41	0	6.41	1121623	46.68	0	0	2402770
	GURSIMRAN KAUR MANN	AGSPM5391C		1386672	0	0	1386672	3.7	1386672	0	1386672	3.7	0	3.7	468003	33.75	0	0	1386672
	JAI INDER KAUR	AAJPK5245N		417356	0	0	417356	1.11	417356	0	417356	1.11	0	1.11	39509	9.47	377846	90.53	417356
b	Central Government/ State Government(s)		0	0	0	0	0	0	0	0	0	0	0	0	0	0	0	0	0
c	Financial Institutions/ Banks		0	0	0	0	0	0	0	0	0	0	0	0	0	0	0	0	0
d	Any Other (specify)		2	9539849	0	0	9539849	25.45	9539849	0	9539849	25.45	0	25.45	4030781	42.25	6254652	65.56	9539849
	Body Corporate		2	9539849	0	0	9539849	25.45	9539849	0	9539849	25.45	0	25.45	4030781	42.25	6254652	65.56	9539849
	Sub-Total (A):(1)		8	18215790	0	0	18215790	48.6	18215790	0	18215790	48.6	0	48.6	7500000	41.17	6632498	36.41	18215790
2	Foreign		0	0	0	0	0	0	0	0	0	0	0	0	0	0	0	0	0
a	Individuals (Non-Resident Individuals/ Foreign Individuals)		0	0	0	0	0	0	0	0	0	0	0	0	0	0	0	0	0
b	Government		0	0	0	0	0	0	0	0	0	0	0	0	0	0	0	0	0



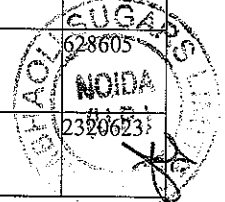
c	Institutions		0	0	0	0	0	0	0	0	0	0	0	0	0	0	0	0	0
d	Foreign Portfolio Investor		0	0	0	0	0	0	0	0	0	0	0	0	0	0	0	0	0
e	Any Other (specify)		0	0	0	0	0	0	0	0	0	0	0	0	0	0	0	0	0
	Sub-Total (A)(2)		0	0	0	0	0	0	0	0	0	0	0	0	0	0	0	0	0
	Total Shareholding of Promoter and Promoter Group (A)=(A)(1)+(A)(2)		8	18215790	0	0	18215790	48.6	18215790	0	18215790	48.6	0	48.6	7500000	41.17	6632498	36.41	18215790
	Dholadhar Investments Private Ltd	AAAC D3573 A		7462114	0	0	7462114	19.91	7462114	0	7462114	19.91	0	19.91	3175314	42.55	5608839	75.16	7462114
	Pritam Singh Sandhu Associates Private Limited	AAACP 1449F		2077735	0	0	2077735	5.54	2077735	0	2077735	5.54	0	5.54	855467	41.17	645813	31.08	2077735

Table III - Statement showing shareholding pattern of the Public shareholder

	Category & Name of the Shareholders (I)	PAN (II)	Nos. of shareholder (III)	No. of fully paid up equity shares held (IV)	Partly paid-up equity shares held (V)	Nos. of shares underlying Depository Receipts (VI)	Total nos. shares held VII = IV+V+VI	Share holding % calculated as per SCRR, 1957 As a % of (A+B+C2) VIII	Number of Voting Rights held in each class of securities (IX)			No. of Shares Underlying Outstanding convertible securities (including Warrants) (X)	Total shareholding, as a % assuming full conversion of convertible securities (as a percentage of diluted share capital) (XI)	Number of Locked in shares (XII)		Number of Shares pledged or otherwise encumbered (XIII)		Number of equity shares held in dematerialized form (XIV)	
									No of Voting Rights					Total as a % of Total	No. (a)	As a % of total Shares held (b)	No. (Not applicable) (a)		As a % of total shares held (Not applicable) (b)
									Class X	Class Y	Total								
i	Institutions		0	0	0	0	0	0	0	0	0	0	0	0	0	0	0	0	
a	Mutual Funds/		1	1755	0	0	1755	0	1755	0	1755	0	0	0	0	0	0	0	
b	Venture Capital Funds		0	0	0	0	0	0	0	0	0	0	0	0	0	0	0	0	
c	Alternate Investment Funds		0	0	0	0	0	0	0	0	0	0	0	0	0	0	0	0	
d	Foreign Venture Capital Investors		0	0	0	0	0	0	0	0	0	0	0	0	0	0	0	0	
e	Foreign Portfolio Investors		0	0	0	0	0	0	0	0	0	0	0	0	0	0	0	0	
f	Financial Institutions/ Banks		1	1170	0	0	1170	0	1170	0	1170	0	0	0	0	0	0	1170	
g	Insurance Companies		0	0	0	0	0	0	0	0	0	0	0	0	0	0	0	0	
h	Provident Funds/ Pension Funds		0	0	0	0	0	0	0	0	0	0	0	0	0	0	0	0	
i	Any Other (specify)		1	1	0	0	1	0	1	0	1	0	0	0	0	0	0	0	



	Other		1	1	0	0	1	0	1	0	1	0	0	0	0	0	1
	Sub-Total (B)(1)		3	2926	0	0	2926	0	2926	0	2926	0	0	0	0	0	1
2	Central Government/ State Government(s)/ President of India		0	0	0	0	0	0	0	0	0	0	0	0	0	0	1171
	Sub-Total (B)(2)		0	0	0	0	0	0	0	0	0	0	0	0	0	0	0
3	Non-institutions		0	0	0	0	0	0	0	0	0	0	0	0	0	0	0
a	Individuals -		15620	10692218	0	0	10692218	28.53	10692218	0	10692218	28.53	0	28.53	0	0	0
i	Individual shareholders holding nominal share capital up to Rs. 2 lakhs.		15570	8563486	0	0	8563486	22.85	8563486	0	8563486	22.85	0	22.85	0	0	10090302 7961570
ii	Individual shareholders holding nominal share capital in excess of Rs. 2 lakhs.		50	2128732	0	0	2128732	5.68	2128732	0	2128732	5.68	0	5.68	0	0	2128732
b	NBFCs registered with RBI		0	0	0	0	0	0	0	0	0	0	0	0	0	0	0
c	Employee Trusts		0	0	0	0	0	0	0	0	0	0	0	0	0	0	0
d	Overseas Depositories (holding DRs) (balancing figure)		0	0	0	0	0	0	0	0	0	0	0	0	0	0	0
e	Any Other (specify)		549	8568086	0	0	8568086	22.86	8568086	0	8568086	22.86	0	22.86	0	0	8561243
	Body Corporate		292	7790784	0	0	7790784	20.79	7790784	0	7790784	20.79	0	20.79	0	0	7783941
	Clearing member		156	542424	0	0	542424	1.45	542424	0	542424	1.45	0	1.45	0	0	542424
	Other		98	233651	0	0	233651	.62	233651	0	233651	.62	0	.62	0	0	233651
	Trust		3	1227	0	0	1227	0	1227	0	1227	0	0	0	0	0	1227
	Sub-Total (B)(3)		16169	19260304	0	0	19260304	51.39	19260304	0	19260304	51.39	0	51.39	0	0	18651545
	Total Public Shareholding (B)=(B)(1)+(B)(2)+(B)(3)		16172	19263230	0	0	19263230	51.39	19263230	0	19263230	51.39	0	51.39	0	0	18652716
	Monica Trading Private Limited	AAEC M7340 L	0	465730			465730	1.24	465730		465730	1.24		1.24	0	0	465730
	Shri Vatsala Traders Pvt. Ltd	AAMC S2879L	0	1915434			1915434	5.11	1915434		1915434	5.11		5.11	0	0	1915434
	Wang Investment And Finance Pvt Ltd	AAAC W0298 B	0	628605			628605	1.68	628605		628605	1.68		1.68	0	0	628605
	Pearl Innovative Marketing Private Limited	AAECP 7982P	0	2320623			2320623	6.19	2320623		2320623	6.19		6.19	0	0	2320623



U K Paints (India) Private Limited	AAAC 00057C	420834			420834	1.12	420834		420834	1.12		1.12		0		420834
------------------------------------	-------------	--------	--	--	--------	------	--------	--	--------	------	--	------	--	---	--	--------

Table IV - Statement showing shareholding pattern of the Non Promoter- Non Public shareholder

Category & Name of the Shareholders (i)	PAN (ii)	No. of share holder (iii)	No. of fully paid up equity shares held (iv)	Partly paid-up equity shares held (v)	Nos. of shares underlying Depository Receipts (vi)	Total no. shares held (VII = IV+V+VI)	Shareholding % calculate as per SCRR, 1957 As a % of (A+B+C2) (viii)	Number of Voting Rights held in each class of securities (ix)			No. of Shares Underlying Outstanding convertible securities (including Warrants) (x)	Total shareholding, as a % assuming full Conversion of Convertible securities (as a Percentage of diluted share capital) (xi)	Number of Locked in shares (xii)		Number of Shares pledged or otherwise encumbered (xiii)		Number of equity shares held in dematerialized form (xiv) (Not Applicable)	
								No of Voting Rights					Total as a % of Total Voting rights	No.	As a % of total Shares held	No. (Not applicable)		As a % of total shares held (Not applicable)
								Class X	Class Y	Total								
1	Custodian/DR Holder	0	0	0	0	0	0	0	0	0	0	0	0	0	0	0	0	
2	Employee Benefit Trust (under SEBI (Share based Employee Benefit) Regulations, 2014)	0	0	0	0	0	0	0	0	0	0	0	0	0	0	0	0	
	Total Non-Promoter- Non Public Shareholding (C)= (C)(1)+(C)(2)	0	0	0	0	0	0	0	0	0	0	0	0	0	0	0	0	

Table II- Unclaim Details

Details of Shares which remain unclaimed may be given here along with details such as number of shareholders, outstanding shares held in demat/unclaimed suspense account, voting rights which are frozen etc.	
No. of shareholders	No of share held

Table III- Unclaim Details

Details of Shares which remain unclaimed may be given here along with details such as number of shareholders, outstanding shares held in demat/unclaimed suspense account, voting rights which are frozen etc.	
No. of shareholders	No of share held

Table III- Person in Concert

Details of the shareholders acting as persons in Concert including their Shareholding			
Name of shareholder	Name of PAC	No. of share	Holding %

