


- Name of Listed Entity: Simbhaoli Sugars Limited
- Scrip Code/Name of Scrip/Class of Security: SIMBHALS
- Share Holding Pattern Filed under: 31b
- Share Holding Pattern as on : 31-Dec-2018

Declaration: The Listed entity is required to submit the following declaration to the extent of submission of information:-


S. No.	Particulars	Yes/No	
1	Whether the Listed Entity has issued any partly paid up shares?	No	
2	Whether the Listed Entity has issued any Convertible Securities?	No	
3	Whether the Listed Entity has any shares against which depository receipts are issued?	No	
4	Whether the Listed Entity has any shares in locked-in?	Yes	Promoter and Promoter Group
5	Whether any shares held by promoters are pledge or otherwise encumbered?	Yes	Promoter and Promoter Group
6	Whether the Listed Entity has issued any differential Voting Rights?	No	
7	Whether the Listed Entity has issued any Warrants ?	Yes	Promoter and Promoter Group



W

Table I - Summary Statement holding of specified securities

Category (i)	Category of shareholder (ii)	Nos. of shareholder (iii)	No. of fully paid up equity shares held (iv)		No. of equity share held (v)	No. of Deposited share (vi)	Total nos. shares held (vii) = (iv)+(v)+(vi)	Shareholding as a % (viii)		No. of Underlying Shares convertible securities (including Warrants) (x)	Shareholding as a % (xi)		Number of Locked in shares (xii)		Number of Shares pledged or otherwise encumbered (xiii)	Number of equity shares held in dematerialized form (xiv)				
			No. of shares held (iv)	As a % (viii)				No. (a)	As a % of total Shares held (b)		No. (a)	As a % of total Shares held (b)	No. (a)	As a % of total Shares held (b)						
																	Total as a % of (A+B+C)	Total	As a % of total Shares held (b)	As a % of total Shares held (b)
A	Promoter & Promoter Group	8	20015790	0	0	20015790	50.96	50.96	3200000	54.65	54.65	12410651	62.00	6632498	33.14	20015790				
B	Public	15302	19263230	0	0	19263230	49.04	49.04	0	45.35	45.35	0	0.00	0	0.00	18703728				
C	Non Promoter-Non Public	0	0	0	0	0	0.00	0.00	0	0.00	0.00	0	0.00	0	0.00	0				
C1	Shares underlying DRs	0	0	0	0	0	0.00	0.00	0	0.00	0.00	0	0.00	0	0.00	0				
C2	Shares held by Employee Trusts	0	0	0	0	0	0.00	0.00	0	0.00	0.00	0	0.00	0	0.00	0				
	Total	15310	39279020	0	0	39279020	100.00	100.00	3200000	100.00	100.00	12410651	31.60	6632498	16.89	38719518				



MV

Table II - Statement showing shareholding pattern of the Promoter and Promoter Group

Category & Shareholder (i)	PAN (ii)	No. of shares (iii)		Partly paid-up equity shares held (V)	Nos. shares held (VI)	Total shares held (VII = IV+V+VI)	Shareholding % calculated as per SCRR, 1957 (VIII)	Number of Voting Rights held in each class of securities (IX)			No. of Shares Underlying Outstanding convertible securities (including Warrant) (X)	Shareholding % as assumed full conversion of securities as a percent of share capital (XI) = (VII)/(X) % of A+B+C2	Number of Locked in shares (XII)	Number of Shares (XIII)		Number of equity shares held in dematerialized form (XIV)
		fully paid up equity shares held (IV)	Partly paid-up equity shares held (V)					Nos. shares held (VI)	Shareholding % calculated as per SCRR, 1957 (VIII)	Class X				Class Y	Total Voting Rights	
1		0	0	0	0	0	0.00	0	0	0	0	0.00	0	0	0.00	0
a		6	10475941	0	10475941	10475941	26.67	10475941	0	10475941	3200000	79.99	8379870	377846	3.61	10475941
		1	2402770	0	2402770	2402770	6.12	2402770	0	2402770	0	46.68	1121623	0	0.00	2402770
		1	417356	0	417356	417356	1.06	417356	0	417356	0	9.47	39509	377846	90.53	417356
		1	733139	0	733139	733139	1.87	733139	0	733139	0	41.17	301856	0	0.00	733139
		1	4226154	0	4226154	4226154	10.76	4226154	0	4226154	500000	100.00	4226154	0	0.00	4226154
		1	2686672	0	2686672	2686672	6.84	2686672	0	2686672	2700000	100.00	2686672	0	0.00	2686672
		1	9850	0	9850	9850	0.03	9850	0	9850	0	41.18	4056	0	0.00	9850
b		0	0	0	0	0	0.00	0	0	0	0	0.00	0	0	0.00	0
c		0	0	0	0	0	0.00	0	0	0	0	0.00	0	0	0.00	0
d		2	9539849	0	9539849	9539849	24.29	9539849	0	9539849	0	42.25	4030781	6254652	65.56	9539849
		2	9539849	0	9539849	9539849	24.29	9539849	0	9539849	0	83.72	4030781	6254652	106.24	9539849
		1	7462114	0	7462114	7462114	19.00	7462114	0	7462114	0	42.55	3175314	5608839	75.16	7462114



WV

Table III - Statement showing shareholding pattern of the Public shareholder

Category & Name of the Shareholders (i)	PAN (ii)	Nos. of share holder (iii)	No. of fully paid up equity shares held (iv)	Particulars	Nos. of shares	Total nos. shares held VII = IV+V+VI	Shareholding % calculated as per SCR 1957 As a % of (A+B+C2)	Number of Voting Rights held in each class of securities (ix)			No. of Shares Underlying Outstanding convertible securities		Total shareholding as a % assuming full conversion of convertible securities (as a percentage of diluted)	Number of Locked in shares (xii)		Number of Shares pledged or otherwise encumbered (xiii)		Number of equity shares held in dematerialized form (xiv)		
								Class X	Class Y	Class Z	Total Voting rights	No. of Shares Underlying Outstanding convertible securities		No. (a)	As a % of total Shares held (b)	No. (No applicable) (a)	As a % of total shares held applicable (b)			
																			No of Voting Rights	
																			Class X	Class Y
1	Institutions	0	0	0	0	0	0.00	0	0	0	0.00	0	0.00			0				
a	Mutual Funds/	1	1755	0	0	1755	0.00	1755	0	1755	0.00	0	0.00			0				
b	Venture Capital Funds	0	0	0	0	0	0.00	0	0	0	0.00	0	0.00			0				
c	Alternate Investment Funds	0	0	0	0	0	0.00	0	0	0	0.00	0	0.00			0				
d	Foreign Venture Capital Investors	0	0	0	0	0	0.00	0	0	0	0.00	0	0.00			0				
e	Foreign Portfolio Investors	1	1	0	0	1	0.00	1	0	1	0.00	0	0.00			1				
f	Financial Institutions/ Banks	2	4357	0	0	4357	0.01	4357	0	4357	0.01	0	0.01			4357				
g	Insurance Companies	0	0	0	0	0	0.00	0	0	0	0.00	0	0.00			0				
h	Provident Funds/ Pension Funds	0	0	0	0	0	0.00	0	0	0	0.00	0	0.00			0				
i	Any Other (specify)	0	0	0	0	0	0.00	0	0	0	0.00	0	0.00			0				
	Sub-Total (B)(1)	4	6113	0	0	6113	0.02	6113	0	6113	0.02	0	0.02	0	0.00	4358				
2	Central Government/ State Government(s)/ President of India	0	0	0	0	0	0.00	0	0	0	0.00	0	0.00			0				
	Sub-Total (B)(2)	0	0	0	0	0	0.00	0	0	0	0.00	0	0.00			0				
3	Non-institutions	0	0	0	0	0	0.00	0	0	0	0.00	0	0.00			0				
a	Individuals -	14950	10829143	0	0	10829143	27.57	10829143	0	10829143	27.57	0	25.49	0	0.00	10278297				

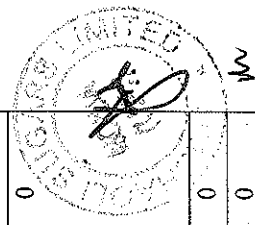


Table IV - Statement showing shareholding pattern of the Non Promoter- Non Public shareholder

Category & Name of the Shareholders (i)	P (ii)	No. of share holder (iii)	No. of fully paid up equity shares held (iv)	Partly paid-up equity shares held (v)	Nos. of shares underlying Depository Receipts (vi)	Total no. shares held (VII) = (IV)+(V)+(VI)	Shareholding % calculate d as per SCRR, 1957 As a % of (A+B+C2) (viii)	Number of Voting Rights held in each class of securities (ix)		No. of Underlying Outstanding convertible securities (including Warrants) (x)	Total shareholding as a % assuming full conversion of convertible securities (as a percentage of diluted share capital) (xi)	Number of Locked in shares (xii)	Number of Shares pledged or otherwise encumbered (xiii)	Number of equity shares held in dematerialized form (xiv) (Not Applicable)
								Class X	Class Y					
1 Custodian/DR Holder		0	0	0	0	0	0.00	0	0	0	0.00	0	0	0
2 Employee Benefit Trust (under SEBI (Share based Employee Benefit) Regulations, 2014)		0	0	0	0	0	0.00	0	0	0	0.00	0	0	0
Total Non-Promoter- Non Public Shareholding (C) = (C1)+(C2)		0	0	0	0	0	0.00	0	0	0	0.00	0	0	0

Table II- Unclaim Details

Details of Shares which remain unclaimed may be given here along with details such as number of shareholders, outstanding shares held in demat/unclaimed suspense account, voting rights which are frozen etc.
No. of shareholders
No of share held

Table III- Unclaim Details

Details of Shares which remain unclaimed may be given here along with details such as number of shareholders, outstanding shares held in demat/unclaimed suspense account, voting rights which are frozen etc.
No. of shareholders
No of share held

Table III- Person in Concert

Details of the shareholders acting as persons in Concert including their Shareholding	No. of share	Holding %
Name of shareholder	Name of PAC	Holding %

