

Table I - Summary Statement holding of specified securities

Category	Category of shareholder	Nos. of shareholders	No. of fully paid up equity shares held (IV)	No. of Partly paid-up equity shares held (V)	No. of shares underlying Depository Receipts (VI)	Total nos. shares held (VII) = (IV)+(V)+ (VI)	Shareholding as a % of total no. of shares (calculated as per SCRR, 1957) (VIII) As a % of (A+B+C2)	Number of Voting Rights held in each class of securities (IX)				No. of Shares Underlying Outstanding convertible securities (including Warrants) (X)	Shareholding, as a % assuming full conversion of convertible securities (as a percentage of diluted share capital)	Number of Locked in shares		Number of Shares pledged or otherwise encumbered		Number of equity shares held in dematerialized form
								No of Voting Rights						(XI)		(XIII)		
								Class X	Class Y	Total	Total as a % of (A+B+C)			No. (a)	As a % of total Shares held (b)	No. (a)	As a % of total Shares held (b)	
(A)	Promoter & Promoter Group	8	18215790	0	NIL	18215790	48.60	18215790	NIL	18215790	48.60	0	48.60	7500000	41.17	2632498	14.45	18215790
(B)	Public	15129	19263230	0	NIL	19263230	51.40	19263230	NIL	19263230	51.40	0	51.40	0	0	NA	NA	18634258
(C)	Non Promoter- Non Public	0	0	0	NIL	0	0	0	NIL	0	0	0	0	0	NIL	NA	NA	0
(C1)	Shares underlying DRs	0	0	0	NIL	0	0	0	NIL	0	0	0	0	0	NIL	NA	NA	0
(C2)	Shares held by Employee/Trusts	0	0	0	NIL	0	0	0	NIL	0	0	0	0	0	NIL	NA	NA	0
	Total	15137	37479020	0	NIL	37479020	100	37479020	NIL	37479020	100.00	0	100	7500000	20.01	2632498	14.45	18650048



Table II - Statement showing shareholding pattern of the Promoter and Promoter Group

(I)	(II)	(III)	No. of fully paid up equity shares held (IV)	No. of Partly paid-up equity shares held (V)	No. of shares underlying Depository Receipts (VI)	Total nos. shares held (VII) = (IV)+(V)+(VI)	Shareholding as a % of total no. of (VIII) As a % of (A+B+C2)	Number of Voting Rights held in each class of securities (IX)				No. of Shares Underlying Outstanding convertible securities (including Warrants) (X)	Shareholding, as a % assuming full conversion of convertible securities (as a percentage of diluted share (XI)= (VII)+(X) As a % of (A+B+C2)	Number of Locked in shares (XII)		Number of Shares pledged or otherwise encumbered (XIII)		Number of equity shares held in dematerialized form (XIV)		
								No of Voting Rights			Total as a % of (A+B+C)			No.	As a % of total Shares held (b)	No.	As a % of total Shares held (b)			
								Class X	Class Y	Total									(a)	(a)
-1	Indian																			
(a)	Individuals/Hindu undivided Family	6	8675941	0	NIL	8675941	23.15	8675941	NIL	8675941	23.15	NIL	23.15	3469219	39.99	377846	4.36	8675941		
	Gurmit Singh Mann		3726154	0	NIL	3726154	9.94	3726154	NIL	3726154	9.94	NIL	9.94	1534172	41.17	0	0	3726154		
	Gurpal Singh		2402770	0	NIL	2402770	6.41	2402770	NIL	2402770	6.41	NIL	6.41	1121623	46.68	0	0	2402770		
	Gursimran Kaur Mann		1386672	0	NIL	1386672	3.70	1386672	NIL	1386672	3.70	NIL	3.70	468003	33.75	0	0	1386672		
	Govind Singh Sandhu		733139	0	NIL	733139	1.96	733139	NIL	733139	1.96	NIL	1.96	301856	41.17	0	0	733139		
	JaiINDER Kaur		417356	0	NIL	417356	1.11	417356	NIL	417356	1.11	NIL	1.11	39509	9.47	377846	90.53	417356		
	Angad Singh		9850	0	NIL	9850	0.03	9850	NIL	9850	0.03	NIL	0.03	4056	41.18	0	0	9850		
(b)	Central Government/ State Government(s)	0	0	0	NIL	0	0.00	0	NIL	0	0	NIL	0	0	NIL	0	NIL	0		
(c)	Financial Institutions/ Banks	0	0	0	NIL	0	0	0	NIL	0	0	NIL	0	0	NIL	0	NIL	0		
(d)	Any Other (specify)																	0		
	Body Corporate	2	9539849	0	NIL	9539849	25.45	9539849	NIL	9539849	25.45	NIL	25.45	4030781	42.25	2254652	23.63	9539849		
	Dholadhar Investments Private Limited		7462114	0	NIL	7462114	19.91	7462114	NIL	7462114	19.91	NIL	19.91	3175314	8.47	1608839	21.56	7462114		
	Pritam Singh Sandhu Associates Pvt Ltd		2077735	0	NIL	2077735	5.54	2077735	NIL	2077735	5.54	NIL	5.54	855467	2.28	645813	31.08	2077735		
	Sub-Total (A)(1)	8	18215790	0	0	18215790	48.60	18215790	0	18215790	48.60	0	48.60	7500000	41.17	2632498	14.45	18215790		
-2	Foreign																			
(a)	Individuals (Ncn-Resident Individuals/ Foreign Individuals)	0	0	0	NIL	0	0	0	NIL	0	0	NIL	0	0	0	0	NIL	0		
	Name (xyz.)	0	0	0	NIL	0	0	0	NIL	0	0	NIL	0	0	0	0	NIL	0		
(b)	Government	0	0	0	NIL	0	0	0	NIL	0	0	NIL	0	0	0	0	NIL	0		
	Name (xyz.)	0	0	0	NIL	0	0	0	NIL	0	0	NIL	0	0	0	0	NIL	0		
(c)	Institutions	0	0	0	NIL	0	0	0	NIL	0	0	NIL	0	0	0	0	NIL	0		
	Name (xyz.)	0	0	0	NIL	0	0	0	NIL	0	0	NIL	0	0	0	0	NIL	0		
(d)	Foreign Portfolio Investor	0	0	0	NIL	0	0	0	NIL	0	0	NIL	0	0	0	0	NIL	0		
	Name (xyz.)	0	0	0	NIL	0	0	0	NIL	0	0	NIL	0	0	0	0	NIL	0		
(f)	Any Other (specify)	0	0	0	NIL	0	0	0	NIL	0	0	NIL	0	0	0	0	NIL	0		
	Name (xyz.)	0	0	0	NIL	0	0	0	NIL	0	0	NIL	0	0	0	0	NIL	0		
	Sub-Total (A)(2)	0	0	0	0	0	0	0	0	0	0	0	0	0	0	0	0	0		
	Total Shareholding of Promoter and Promoter Group (A)= (A)(1)+(A)(2)	8	18215790	0	0	18215790	48.60	18215790	0	18215790	48.60	0	48.60	7500000	41.17	2632498	7.02	18215790		





Table III - Statement showing shareholding pattern of the Public shareholder

Category (I)	Category of shareholder (II)	Nos. of shareholders (III)	No. of fully paid up equity shares held (IV)	No. of Partly paid-up equity shares held (V)	No. of shares underlying Depository Receipts (VI)	Total nos. shares held (VII) = (IV)+(V)+ (VI)	Shareholding as a % of total no. of shares (calculated as per SCRR, 1957) (VIII) As a % of (A+B+C2)	Number of Voting Rights held in each class of securities (IX)				No. of Shares Underlying Outstanding convertible securities (including Warrants) (X)	Shareholding, as a % assuming full conversion of convertible securities (as a percentage of diluted share capital)	Number of Locked in (XII)		Number of Shares pledged or otherwise encumbered (XIII)		Number of equity shares held in dematerialized form (XIV)
								No of Voting Rights			Total as a % of (A+B+C)			No.	As a % of total Shares held (b)	No.	As a % of total Shares held (b)	
								Class X	Class Y	Total								
														(a)		(a)		
-1 Institutions																		
(a)	Mutual Funds/	1	1755	0	NIL	1755	0.00	1755	NIL	1755	0.00	NIL	0.00	0	NIL	0	0	0
(b)	Venture Capital Funds	0	0	0	NIL	0	0.00	0	NIL	0	0.00	NIL	0.00	0	NIL	0	0	0
(c)	Alternate Investment Funds	0	0	0	NIL	0	0.00	0	NIL	0	0.00	NIL	0.00	0	NIL	0	0	0
(d)	Foreign Venture Capital Investors	0	0	0	NIL	0	0.00	0	NIL	0	0.00	NIL	0.00	0	NIL	0	0	0
(e)	Foreign Portfolio Investors	0	0	0	NIL	0	0.00	0	NIL	0	0.00	NIL	0.00	0	NIL	0	0	0
(f)	Financial Institutions/ Banks	1	1170	0	0	1170	0.00	1170	NIL	1170	0.00	NIL	0.00	0	NIL	0	0	0
(g)	Insurance Companies	0	0	0	NIL	0	0.00	0	NIL	0	0.00	NIL	0.00	0	NIL	0	0	0
(h)	Provident Funds/ Pension Funds	0	0	0	NIL	0	0.00	0	NIL	0	0.00	NIL	0.00	0	NIL	0	0	0
(i)	Any Other (specify) FDI	0	0	0	NIL	0	0.00	0	NIL	0	0.00	NIL	0.00	0	NIL	0	0	1170
(k)	Any Other (specify) Foreign Institutional Investors	1	347183	0	NIL	347183	0.93	347183	NIL	347183	0.93	NIL	0.93	0	NIL	0	0	0
Sub-Total (B)(1)		3	350108	0	NIL	350108	0.93	350108	NIL	350108	0.93	NIL	0.93	0	NIL	0	0	347183
-2 Central Government/ State Government(s)/ President of India																		
Sub-Total (B)(2)		0	0	0	NIL	0	0	0	NIL	0	0	NIL	0	0	NIL	0	0	348353
-3 Non-institutions																		
(a)	Individuals -																	
	i. Individual shareholders holding nominal share capital up to Rs. 2 lakhs.	14559	6453163	0	NIL	6453163	17.22	6453163	NIL	6453163	17.22	NIL	17.22	0	NIL	NA	NA	0
	ii. Individual shareholders holding nominal share capital in excess of Rs. 2 lakhs.	39	2035100	0	NIL	2035100	5.43	2035100	NIL	2035100	5.43	NIL	5.43	0	NIL	NA	NA	5832906
(b)	NBFCs registered with RBI	1	1082	0	NIL	1082	0.00	1082	NIL	1082	0.00	NIL	0.00	0	NIL	NA	NA	2035100
(c)	Employee Trusts	0	0	0	NIL	0	0.00	0	NIL	0	0.00	NIL	0.00	0	NIL	NA	NA	1082
(d)	Overseas Depositories (including DRs) (balancing figure)	0	0	0	NIL	0	0.00	0	NIL	0	0.00	NIL	0.00	0	NIL	0	0	0
(e)	Any Other (specify) Bodies Corporate	299	9654012	0	NIL	9654012	25.76	9654012	NIL	9654012	25.76	NIL	25.76	0	NIL	NA	0.35	9647052
	U K PAINTS INDIA PVT LTD		1270825	0	NIL	1270825	3.39	1270825	NIL	1270825	3.39	NIL	3.39	0	0	0	0	1270825
	WANG INVESTMENT FINANCE Pvt Ltd		628605	0	NIL	628605	1.68	628605	NIL	628605	1.68	NIL	1.68	0	0	0	0	628605
	MONICA REALATORS & INVESTMENTS PRIVATE LIMITED		1379676	0	NIL	1379676	3.68	1379676	NIL	1379676	3.68	NIL	3.68	0	0	0	0	1379676
	PEARL INNOVATIVE MARKETING PRIVATE LIMITED		2320623	0	NIL	2320623	6.19	2320623	NIL	2320623	6.19	NIL	6.19	0	0	0	0	0



	SHRI VATSALA TRADERS PVT. LTD		2015434	0	NIL	2015434	5.38	2015434	NIL	2015434	5.38	NIL	5.38	0	0	0	0	2015434
(g)	Any other (specify) Non-resident indian./OCB	87	219487	0	NIL	219487	0.59	219487	NIL	219684	0.59	NIL	0.59	0	NIL	0	0	219487
(h)	Any Other (specify) Clearing Member	139	549927	0	NIL	549927	1.47	549927	NIL	549927	1.47	NIL	1.47	0	NIL	0	0	549927
(i)	Any Other (specify) Trust	2	351	0	NIL	351	0.00	351	NIL	351	0.00	NIL	0	0	NIL	0	0	351
	Sub-Total (B)(3)	15126	18913122	0	NIL	18,913,122	50.46	18,913,122	NIL	18,913,319	50.46	NIL	50.46	0	NIL	0	0	351
	Total Public Shareholding (B)= (B)(1)+(B)(2)+(B)(3)	15129	19263230	0	NIL	19263230	51.40	19263230	NIL	19263427	51.40	NIL	51.39	0	NIL	NA	NA	18285905
																		18634258


CERTIFIED TRUE COPY

For SIMSHAOLI SQUARE LIMITED

KAMAL KUMAR TANI
Company Secretary

Table IV - Statement showing shareholding pattern of the Non Promoter- Non Public shareholder

Category & Name of the Shareholders	No. of share holder (III)	No. of fully paid up equity shares held (IV)	Partly paid-up equity shares held (V)	Nos. of shares underlying Depository Receipts (VI)	Total no. shares held (VII) = (IV+V+VI)	Shareholding % calculated as per SCRR, 1957 As a % of (A+B+C2) (VIII)	Number of Voting Rights held in each class of securities (IX)			No. of Shares Underlying Outstanding convertible securities (including Warrants) (X)	Total shareholding, as a % assuming full conversion of convertible securities (as a percentage of diluted share (XI)	Number of Locked in shares (XII)		Number of Shares pledged or otherwise encumbered (XIII)		Number of equity shares held in dematerialized form (XIV) (Not Applicable)	
							No of Voting Rights					Total as a % of Total Voting rights	No. (a)	As a % of total shares held	No. (a)		As a % of total shares held (b)
							Class	Class	Total								
							X	Y									
-1 Custodian/DR Holder																	
(a) Name of DR Holder (if available)	0	0	0	NIL	0	0.00	0	NIL	0	0.00	NIL	0.00	0	NIL	0	NIL	0
-2 Employee Benefit Trust																	
(A) (Under SEBI (Share based Employee Benefit) Regulations, 2014)	0	0	0	NIL	0	0.00	0	NIL	0	0.00	NIL	0.00	0	NIL	0	NIL	0
Sub-Total (C)(2)	0	0	0	NIL	0	0.00	0	NIL	0	0.00	NIL	0.00	0	NIL	0	NIL	0
Total Non-Promoter-Non Public Shareholder (C)= (C)(1)+(C)(2)+(C)(3)	0	0	0	NIL	0	0.00	0	NIL	0	0.00	NIL	0.00	0	NIL	0	NIL	0
Grand Total	15137	37479020	0	NIL	37479020	100.00	37479020	NIL	37479020	100.00	NIL	0.00	7500000	20.01	2695135	7.19	36850048


ANIL KANTANI
 Company Secretary

FOR SIMBHAOLI SUBSIDIARY LIMITED