


Table I- Summary Statement holding of specified securities

Category	Category of shareholder	No. of share holders	No. of fully paid up equity shares held	No. of partly paid up equity shares held	No. of shares Depository Receipts	No. of shares held	Total nos. shares held	Share holding as a % of total no. of shares (calculated as per SCRR 1957)	Number of Voting Rights each class of securities	Held in	No of Shares holding in shares under as a % lying assuming outst full anding conversion of conv rtible securities (as a % of (inclu diluted ding share warra capital) nts)	Number of locked shares	Number of Shares pledged or other wise encumbered	Number of equity shares held in demat-ertialized form				
(I)	(II)	(III)	(IV)	(V)	(VI)	(VII)= (IV)+(V)+ (VI)	(VIII) As a % of (A+B+C2)	(IX)		(X)	(XI)=(VII) + (X) As a % of (A+B+C2)	(XII)	(XIII)	(XIV)				
								NO. OF VOTING RIGHTS										
								CLASS X CLASS Y TOTAL % OF (A+B +C)				No. as a % (a) of total shares held (b)		No. as a % (a) of total shares held (b)				
(A)	Promoter & Promoter Promoter Group	10	18215790	0	NIL	18215790	48.60	18215790	NIL	18215790	48.60	NIL	48.60	7500000	41.17	2632498	14.45	18215790
(B)	Public	15067	19263230	0	NIL	19263230	51.39	19263230	NIL	19263230	51.39	NIL	51.39	0	0.00	63637	0.33	18633126
(C)	Non Promoter Non Public	0	0	0	NIL	0	0.00	0	NIL	0	0.00	NIL	0.00	0	NIL	0	NIL	0
(C1)	Shares Underlying DRs	0	0	0	NIL	0	0.00	0	NIL	0	0.00	NIL	0.00	0	NIL	0	NIL	0
(C2)	Shares Held by Employee Trusts	0	0	0	NIL	0	0.00	0	NIL	0	0.00	NIL	0.00	0	NIL	0	NIL	0
TOTAL		15077	37479020	0	NIL	37479020	100.00	37479020	NIL	37479020	100.00	NIL	100.00	7500000	NIL	2696135	NIL	36848916



Table II Statement showing shareholding pattern of the Promoter And Promoter Group

Category	Category of the shareholders	pan	Nos. of share holders	No. of fully paid up equity shares held	No. of partly paid up equity shares held	No. of Depository Receipts	Total nos. shares held	Share holding as a % of total no. of shares (calculated as per SCRR 1957)	Number of Voting Rights Held in each class of securities		No. of Shares held under as a % of total outstanding full convertible securities (including diluting share warrants)	Number of locked in shares	Number of Shares pledged or otherwise encumbered	Number of Shares held in dematerialized form				
									(VII) = (IV)+(V) + (VI)	(VIII) As a % of (A+B+C2)								
(I)	(II)	(III)	(IV)	(V)	(VI)	(VII) = (IV)+(V) + (VI)	(VIII) As a % of (A+B+C2)	(IX)	(X)	(XI) = (VII) + (X) As a % of (A+B+C2)	(XII)	(XIII)	(XIV)					
								NO. OF VOTING RIGHTS		TOTAL AS		No. as a % of total shares held		No. as a % of total shares held				
								CLASS X	CLASS Y	TOTAL	% OF (A+B+C)	(a)	(b)	(a)	(b)			
(1) Indian																		
(a) Individuals (HUF)																		
		7	8425941	0	NIL		8425941	22.48	8425941	NIL	22.48	NIL	22.48	3469219	NIL	377846	4.48	8425941
JAIINDER KAUR	AAJPK5245N		417356	0	NIL		417356	1.11	417356	NIL	1.11	0.00	0.00	39509	5.46	377846	90.53	417356
GURPAL SINGH	AAKPS7128K		2402770	0	NIL		2402770	6.41	2402770	NIL	6.41	0.00	0.00	1121623	46.68	0	0.00	2402770
GOVIND SINGH SANDHU	AATPS7576A		733139	0	NIL		733139	1.95	733139	NIL	1.95	0.00	0.00	301856	41.17	0	0.00	733139
GURMIT SINGH MANN	AEPPM0171L		3726154	0	NIL		3726154	9.94	3726154	NIL	9.94	0.00	0.00	1534172	41.17	0	0.00	3726154
GURSIRAN KAUR MANN	AGSPM5391C		908171	0	NIL		908171	2.42	908171	NIL	2.42	0.00	0.00	468003	51.53	0	0.00	908171
GURSIRAN KAUR MANN	AGSPM5391C		228501	0	NIL		228501	0.61	228501	NIL	0.61	0.00	0.00	0	0.00	0	0.00	228501
ANGAD SINGH	BFJPS3794C		9850	0	NIL		9850	0.02	9850	NIL	0.02	0.00	0.00	4056	41.17	0	0.00	9850
(b) Central Gov/State gov																		
		0	0	0	NIL		0	0.00	0	NIL	0.00	0.00	0.00	0	NIL	0	NIL	0
(c) Financial Inst. Banks																		
		0	0	0	NIL		0	0.00	0	NIL	0.00	0.00	0.00	0	NIL	0	NIL	0
(d) Any Other (Specify) Bodies Corporate																		
		3	9789849	0	NIL		9789849	26.12	9789849	NIL	26.12	NIL	26.12	4030781	NIL	2254652	23.03	9789849
DHOLADHAR INVESTMENTS PRIVATE LTD	AAACD3573A		4444412	0	NIL		4444412	11.85	4444412	NIL	11.85	0.00	0.00	0	0.00	1608839	36.19	4444412
DHOLADHAR INVESTMENTS PVT LTD	AAACD3573A		3267702	0	NIL		3267702	9.71	3267702	NIL	9.71	0.00	0.00	3175314	97.17	0	0.00	3267702
FRITAM SINGH SANDHU ASSOCIATES PRIVATE LTD	AAACP1449F		2077735	0	NIL		2077735	5.54	2077735	NIL	5.54	0.00	0.00	855467	41.17	645813	31.08	2077735
Sub-Total (A) (1)		10	18215790	0	NIL		18215790	48.60	18215790	NIL	48.60	NIL	48.60	7500000	NIL	2632498	NIL	18215790
(2) Foreign																		
(a) Individuals nri/ Individuals/Foreign Individuals																		
		0	0	0	NIL		0	0.00	0	NIL	0.00	0.00	0.00	0	NIL	0	NIL	0
(b) Government																		
		0	0	0	NIL		0	0.00	0	NIL	0.00	0.00	0.00	0	NIL	0	NIL	0
(c) Institutions																		
		0	0	0	NIL		0	0.00	0	NIL	0.00	0.00	0.00	0	NIL	0	NIL	0
(d) Foreign Portfolio Investor																		
		0	0	0	NIL		0	0.00	0	NIL	0.00	0.00	0.00	0	NIL	0	NIL	0
(e) Any Other (specify)																		
		0	0	0	NIL		0	0.00	0	NIL	0.00	0.00	0.00	0	NIL	0	NIL	0



Bodies Corporate	0	0	0	NIL	0	0.00	0	NIL	0	0.00	NIL	0.00	0	NIL	0	NIL	0
Sub-Total (A) (2)	0	0	0	NIL	0	0.00	0	NIL	0	0.00	NIL	0.00	0	NIL	0	NIL	0
Total PROMOTER AND PROMOTER GROUP (A) = (A) (1) (A) (2) 10	18215790	0	NIL	18215790	48.60	18215790	NIL	18215790	48.60	NIL	48.60	7500000	NIL	2632498	NIL	18215790	



Table III Statement showing shareholding pattern of the Public Shareholder

Category	Category of the shareholders	pan	No. of share holders	No. of fully paid up shares held	No. of partly paid up equity shares held	No. of Depository Receipts	No. of shares held	Share holding as a % of total no. of shares (calculated as per SCRR 1957)	Number of Voting Rights Held in each class of securities			No of Shares share holding under as a % lying assuming outst full anding conversion of convertible securities (as a % of (inclu diluted ding share warra capital) nts)	Number of locked shares in shares	Number of Shares pledged or other wise encumbered	Number of equity shares held in demat-erIALIZED form				
									(VII)= (IV)+(V) + (VI)	(VIII) As a % of (A+B+C2)	(IX)					(X)	(XI)=(VII) + (X) As a % of (A+B+C2)	(XII) No. as a % (a) of total shares held (b)	(XIII) No. as a % (a) of total shares held (b)
(I)	(II)		(III)	(IV)	(V)	(VI)	(VII)= (IV)+(V) + (VI)	(VIII) As a % of (A+B+C2)	(IX)			(X)	(XI)=(VII) + (X) As a % of (A+B+C2)	(XII)	(XIII)	(XIV)			
									NO. OF VOTING RIGHTS		TOTAL AS								
									CLASS X	CLASS Y	TOTAL	% OF (A+B +C)							
(1) Institutions																			
(a)	Mutual Funds		1	1755	0	NIL	1755	0.00	1755	NIL	1755	0.00	NIL	0.00	0	NIL	0	0.00	0
(b)	Venture Capital Funds		0	0	0	NIL	0	0.00	0	NIL	0	0.00	NIL	0.00	0	NIL	0	NIL	0
(c)	Alternate Investment Funds		0	0	0	NIL	0	0.00	0	NIL	0	0.00	NIL	0.00	0	NIL	0	NIL	0
(d)	Foreign Venture Capital Investors		0	0	0	NIL	0	0.00	0	NIL	0	0.00	NIL	0.00	0	NIL	0	NIL	0
(e)	Foreign Portfolio Investors		0	0	0	NIL	0	0.00	0	NIL	0	0.00	NIL	0.00	0	NIL	0	NIL	0
(f)	Financial Institutions Banks		1	1170	0	NIL	1170	0.00	1170	NIL	1170	0.00	NIL	0.00	0	NIL	0	0.00	1170
(g)	Insurance Companies		0	0	0	NIL	0	0.00	0	NIL	0	0.00	NIL	0.00	0	NIL	0	NIL	0
(h)	Provident Funds/ Pension Funds		0	0	0	NIL	0	0.00	0	NIL	0	0.00	NIL	0.00	0	NIL	0	NIL	0
(i)	Any Other (specify) FDI		0	0	0	NIL	0	0.00	0	NIL	0	0.00	NIL	0.00	0	NIL	0	NIL	0
(k)	Any Other (specify) Foreign Institutional Investors		1	347183	0	NIL	347183	0.92	347183	NIL	347183	0.92	NIL	0.92	0	NIL	0	0.00	347183
Sub-Total (B) (1)			3	350108	0	NIL	350108	0.93	350108	NIL	350108	0.93	NIL	0.93	0	NIL	0	NIL	348353
(2) Central Government/																			
() State Government (s)/ President of India																			
Sub-Total (B) (2)			0	0	0	NIL	0	0.00	0	NIL	0	0.00	NIL	0.00	0	NIL	0	NIL	0



(3) Non-institutions																
(a) Individuals-																
i. Individual shareholders																
14574	6488021	0	NIL	6488021	17.31	6488021	NIL	6488021	17.31	NIL	17.31	0	NIL	5	0.00	5866632
(a) Individuals-																
ii. Individual shareholders																
32	1713937	0	NIL	1713937	4.57	1713937	NIL	1713937	4.57	NIL	4.57	0	NIL	27479	1.60	1713937
(b) NEFCs registered with RBI																
2	2881	0	NIL	2881	0.00	2881	NIL	2881	0.00	NIL	0.00	0	NIL	0	0.00	2881
(c) Employee Trust																
0	0	0	NIL	0	0.00	0	NIL	0	0.00	NIL	0.00	0	NIL	0	0.00	0
(d) Overseas Depositories (holding DRs) (balancing figure)																
0	0	0	NIL	0	0.00	0	NIL	0	0.00	NIL	0.00	0	NIL	0	0.00	0
(e) Any Other (specify) Bodies Corporate																
307	10180365	0	NIL	10180365	27.16	10180365	NIL	10180365	27.16	NIL	27.16	0	NIL	36153	0.35	10173405
U R PAINTS INDIA PVT LTD	AAACH0057C	1270825	0	NIL	1270825	3.39	1270825	NIL	1270825	0.00	NIL	0.00	0	0.00	0	1270825
WANG INVESTMENT FINANCE Pvt Ltd	AAACH0298B	628605	0	NIL	628605	1.67	628605	NIL	628605	0.00	NIL	0.00	0	0.00	0	628605
MONICA REALATORS & INVESTMENTS PRIVATE LIMITED	ARECM7340L	1404000	0	NIL	1404000	3.74	1404000	NIL	1404000	0.00	NIL	0.00	0	0.00	0	1404000
PEARL INNOVATIVE MARKETING PRIVATE LIMITED	AAECP7982P	2320623	0	NIL	2320623	6.19	2320623	NIL	2320623	0.00	NIL	0.00	0	0.00	0	2320623
SHRI VATSALA TRADERS PVT. LTD	AAMCS2879L	2315434	0	NIL	2315434	6.17	2315434	NIL	2315434	0.00	NIL	0.00	0	0.00	0	2315434
(g) Any Other (specify) Non-resident indian./OCB																
87	219684	0	NIL	219684	0.58	219684	NIL	219684	0.58	NIL	0.58	0	NIL	0	0.00	219684
(h) Any Other (specify) Clearing Member																
60	307883	0	NIL	307883	0.82	307883	NIL	307883	0.82	NIL	0.82	0	NIL	0	0.00	307883
(i) Any Other (specify) Trust																
2	351	0	NIL	351	0.00	351	NIL	351	0.00	NIL	0.00	0	NIL	0	0.00	351
Sub-Total(B) (3)		15064	18913122	0	NIL	18913122	50.46	18913122	NIL	18913122	50.46	0	NIL	63637	NIL	18284773
Total PUBLIC SHAREHOLDER (B)=(B) (1) (B) (2)		15067	19263230	0	NIL	19263230	51.39	19263230	NIL	19263230	51.39	0	NIL	63637	NIL	18633126




Table IV Statement showing shareholding pattern of the Non Promoter-no Public Shareholder

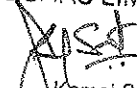
Category of the shareholders	pan	Nos. of share holders	No. of fully paid up equity shares held	No. of partly paid up equity shares held	No. of Depository Receipts	Total nos. shares held	Share holding as a % of total no. of shares (calculated as per SCRR 1957)	Number of Voting Rights Held in each class of securities				No. of Shares held in share holding under as a % of outstanding full conversion of convertible securities (including share warra capital)	Number of locked shares	Number of Shares pledged or other wise encumbered	Number of equity shares held in dematerialized form	
								(VII)= (IV)+(V) + (VI)	(VIII) As a % of (A+B+C2)	(IX)	(X)					(XI)=(VII) + (X) As a % of (A+B+C2)
(I)	(II)	(III)	(IV)	(V)	(VI)	(VII)= (IV)+(V) + (VI)	(VIII) As a % of (A+B+C2)	(IX)				(X)	(XI)=(VII) + (X) As a % of (A+B+C2)	(XII)	(XIII)	(XIV)
								NO. OF VOTING RIGHTS		TOTAL AS		No. as a % (a) of total shares held (b)		No. as a % (a) of total shares held (b)		
								CLASS X	CLASS Y	TOTAL	% OF (A+B+C)					
(1)																
(2) Name of DR Holder (if available)		0	0	0	NIL	0	0.00	0	NIL	0	0.00	NIL	0.00	0	NIL	0
Sub-Total (C) (1)		0	0	0	NIL	0	0.00	0	NIL	0	0.00	NIL	0.00	0	NIL	0
(2)																
(A) (under SEBI (Share based Employee Benefit) Regulations 2014)		0	0	0	NIL	0	0.00	0	NIL	0	0.00	NIL	0.00	0	NIL	0
Sub-Total (C) (2)		0	0	0	NIL	0	0.00	0	NIL	0	0.00	NIL	0.00	0	NIL	0
Total NON PROMOTER-NO PUBLIC SHAREHOLDER (C)=(C) (1) (C) (2)		0	0	0	NIL	0	0.00	0	NIL	0	0.00	NIL	0.00	0	NIL	0



GRAND TOTAL 15077 37479020 0 NIL 37479020 100.00 37479020 NIL 37479020 100.00 NIL 100.00 7500000 NIL 2696135 NIL 36848516

*****END OF REPORT*****

For SIMBHAOLI SUGARS LIMITED


Kamal Samtani
Company Secretary

