

1. Name of Listed Entity: Simbhaoli Sugars Limited
2. Scrip Code/Name of Scrip/Class of Security: SIMBHALS
3. Share Holding Pattern Filed under: 31b
4. Share Holding Pattern as on : 30-Sep-2018
5. **Declaration:** The Listed entity is required to submit the following declaration to the extent of submission of information:-

S. No.	Particulars	Yes/No	
1	Whether the Listed Entity has issued any partly paid up shares?	No	
2	Whether the Listed Entity has issued any Convertible Securities?	No	
3	Whether the Listed Entity has any shares against which depository receipts are issued?	No	
4	Whether the Listed Entity has any shares in locked-in?	Yes	Promoter and Promoter Group
5	Whether any shares held by promoters are pledge or otherwise encumbered?	Yes	Promoter and Promoter Group
6	Whether the Listed Entity has issued any differential Voting Rights?	No	
7	Whether the Listed Entity has issued any Warrants ?	Yes	Promoter and Promoter Group

Table I - Summary Statement holding of specified securities

Category (I)	Category of shareholder (II)	Nos. of share holders (III)	No. of fully paid up equity shares held (IV)	No. of Partly paid-up equity shares held (V)	No. of shares underlying depository receipts (VI)	Total nos. shares Held (VII) = (IV)+(V)+ (VI)	Shareholding as a % of total no. of shares (calculated as per SCRR, 1957) (VIII) As a % of (A+B+C2)	Number of Voting Rights held in each class of securities (IX)			No. of Shares Underlying Outstanding convertible securities (including Warrants) (X)	Shareholding, as a % assuming full conversion of convertible securities (as a percentage of diluted share capital) (XI)= (VII)+(X) As a % of (A+B+C2)	Number of Locked in shares (XII)		Number of Shares pledged or otherwise encumbered (XIII)		Number of equity shares held in dematerialized form (XIV)	
								No of Voting Rights					Total as a % of (A+B+C)	No. (a)	As a % of total Shares held (b)	No. (a)		As a % of total Shares held (b)
								Class eg: X	Class eg: y	Total								
A	Promoter & Promoter Group	8	20015790	0	0	20015790	50.96	20015790	0	20015790	50.96	3200000	54.65	12410651	62.00	6632498	33.14	20015790
B	Public	15426	19263230	0	0	19263230	49.04	19263230	0	19263230	49.04	0	45.35	0.00	0.00	0.00	0.00	18686641
C	Non Promoter- Non Public	0	0	0	0	0	0.00	0	0	0	0.00	0	0.00	0.00	0.00	0.00	0.00	0
C1	Shares underlying DRs	0	0	0	0	0	0.00	0	0	0	0.00	0	0.00	0.00	0.00	0.00	0.00	0
C2	Shares held by Employee Trusts	0	0	0	0	0	0.00	0	0	0	0.00	0	0.00	0.00	0.00	0.00	0.00	0
	Total	15434	39279020	0	0	39279020	100.00	39279020	0	39279020	100.00	3200000	100.00	12410651	31.60	6632498	16.89	38702431




Table II - Statement showing shareholding pattern of the Promoter and Promoter Group

Category & Name of the Shareholders (I)	PAN (II)	No. of share holder (III)	No. of fully paid up equity shares held (IV)	Partly paid-up equity shares held (V)	Nos. of shares underlying Depository Receipts (VI)	Total nos. shares held (VII = IV+V+VI)	Shareholding % calculated as per SCRR, 1957 As a % of (A+B+C2) (VIII)	Number of Voting Rights held in each class of securities (IX)			No. of Shares Underlying Outstanding convertible securities (including Warrants) (X)	Shareholding, as a % assuming full conversion of convertible securities (as a percentage of diluted share capital) (XI) = (VII)+(X) as a % of A+B+C2	Number of Locked in shares (XII)		Number of Shares pledged or otherwise encumbered (XIII)		Number of equity shares held in dematerialized form (XIV)	
								No of Class X	Voting Rights Class Y	Total			No. (a)	As a % of total Shares held (b)	No. (a)	As a % of total shares held (b)		
1 Indian		0	0	0	0	0	0.00	0	0	0	0.00	0	0.00	0	0.00	0	0	0
a Individuals/Hindu undivided Family		6	10475941	0	0	10475941	26.67	10475941	0	10475941	26.67	3200000	32.19	8379870	79.99	377846	3.61	10475941
Gursimran Kaur Mann	AGSPM5391C	1	2686672	0	0	2686672	6.84	2686672	0	2686672	6.84	2700000	12.68	2686672	100.00	0	0.00	2686672
Gurmit Singh Mann	AEEP0171L	1	4226154	0	0	4226154	10.76	4226154	0	4226154	10.76	500000	11.13	4226154	100.00	0	0.00	4226154
Gurpal Singh	AAKPS7128K	1	2402770	0	0	2402770	6.12	2402770	0	2402770	6.12	0	5.66	1121623	46.68	0	0.00	2402770
Angad Singh	BPJPS3794C	1	9850	0	0	9850	0.03	9850	0	9850	0.03	0	0.02	4056	41.18	0	0.00	9850
Jai Inder Kaur	AAJPK5245N	1	417356	0	0	417356	1.06	417356	0	417356	1.06	0	0.98	39509	9.47	377846	90.53	417356
Govind Singh Sandhu	AATPS7576A	1	733139	0	0	733139	1.87	733139	0	733139	1.87	0	1.73	301856	41.17	0	0.00	733139
b Central Government/ State Government(s)		0	0	0	0	0	0.00	0	0	0	0.00	0	0.00	0	0.00	0	0.00	0
c Financial Institutions/ Banks		0	0	0	0	0	0.00	0	0	0	0.00	0	0.00	0	0.00	0	0.00	0
d Any Other (specify)		2	9539849	0	0	9539849	24.29	9539849	0	9539849	24.29	0	22.46	4030781	42.25	6254652	65.56	9539849
Bodies Corporate		2	9539849	0	0	9539849	24.29	9539849	0	9539849	24.29	0	22.46	4030781	83.72	6254652	106.24	9539849
Dholadhar Investment Private Limited	AAACD3573A	1	7462114	0	0	7462114	19.00	7462114	0	7462114	19.00	0	17.57	3175314	42.55	5608839	75.16	7462114
Pritam Singh Sandhu Associate Private Limite	AAACP1449F	1	2077735	0	0	2077735	5.29	2077735	0	2077735	5.29	0	4.89	855467	41.17	645813	31.08	2077735
Sub-Total (A)(1)		8	20015790	0	0	20015790	50.96	20015790	0	20015790	50.96	3200000	54.65	12410651	62.00	6632498	33.14	20015790
2 Foreign		0	0	0	0	0	0.00	0	0	0	0.00	0	0.00	0	0.00	0	0.00	0
a Individuals (Non-Resident Individuals/ Foreign Individuals)		0	0	0	0	0	0.00	0	0	0	0.00	0	0.00	0	0.00	0	0.00	0
b Government		0	0	0	0	0	0.00	0	0	0	0.00	0	0.00	0	0.00	0	0.00	0
c Institutions		0	0	0	0	0	0.00	0	0	0	0.00	0	0.00	0	0.00	0	0.00	0
d Foreign Portfolio Investor		0	0	0	0	0	0.00	0	0	0	0.00	0	0.00	0	0.00	0	0.00	0
e Any Other (specify)		0	0	0	0	0	0.00	0	0	0	0.00	0	0.00	0	0.00	0	0.00	0
Sub-Total (A)(2)		0	0	0	0	0	0.00	0	0	0	0.00	0	0.00	0	0.00	0	0.00	0
Total Shareholding of Promoter and Promoter Group (A)= (A)(1)+(A)(2)		8	20015790	0	0	20015790	50.96	20015790	0	20015790	50.96	3200000	54.65	12410651	62.00	6632498	33.14	20015790




Table III - Statement showing shareholding pattern of the Public shareholder

Category & Name of the Shareholders (I)	PAN (II)	No. of share holder (III)	No. of fully paid up equity shares held (IV)	Partly paid-up equity shares held (V)	Nos. of shares underlying Depository Receipts (VI)	Total nos. shares held (VII = IV+V+VI)	Shareholding % calculated as per SCRR, 1957 As a % of (A+B+C2) (VIII)	Number of Voting Rights held in each class of securities (IX)			No. of Shares Underlying Outstanding convertible securities (including Warrants) (X)	Shareholding, as a % assuming full conversion of convertible securities (as a percentage of diluted share capital) (XI) = (VII)+(X) as a % of A+B+C2	Number of Locked in shares (XII)		Number of Shares pledged or otherwise encumbered (XIII)		Number of equity shares held in dematerialized form (XIV)
								No of Voting Rights Class X	Class Y	Total as a % of Total Voting rights			No. (a)	As a % of total Shares held (b)	No. (a)	As a % of total shares held (b)	
I Institutions		0	0	0	0	0	0.00	0	0	0	0.00	0	0.00	0	0.00	0	0
a Mutual Funds/		1	1755	0	0	1755	0.00	1755	0	1755	0.00	0	0.00	0	0.00	0	0
b Venture Capital Funds		0	0	0	0	0	0.00	0	0	0	0.00	0	0.00				0
c Alternate Investment Funds		0	0	0	0	0	0.00	0	0	0	0.00	0	0.00				0
d Foreign Venture Capital Investors		0	0	0	0	0	0.00	0	0	0	0.00	0	0.00				0
e Foreign Portfolio Investors		1	1	0	0	1	0.00	1	0	1	0.00	0	0.00				1
f Financial Institutions/ Banks		2	4357	0	0	4357	0.01	4357	0	4357	0.01	0	0.01				4357
g Insurance Companies		0	0	0	0	0	0.00	0	0	0	0.00	0	0.00				0
h Provident Funds/ Pension Funds		0	0	0	0	0	0.00	0	0	0	0.00	0	0.00				0
i Any Other (specify)		0	0	0	0	0	0.00	0	0	0	0.00	0	0.00				0
Sub-Total (B)(1)		4	6113	0	0	6113	0.02	6113	0	6113	0.02	0	0.01				4358
2 Central Government/ State Government(s)/ President of India		0	0	0	0	0	0.00	0	0	0	0.00	0	0.00				0
Sub-Total (B)(2)		0	0	0	0	0	0.00	0	0	0	0.00	0	0.00				0
3 Non-institutions		0	0	0	0	0	0.00	0	0	0	0.00	0	0.00				0
a Individuals -		15044	10801096	0	0	10801096	27.50	10801096	0	10801096	27.50	0	25.42				10233163
i Individual shareholders holding nominal share capital up to Rs. 2 lakhs.		14991	8217039	0	0	8217039	20.92	8217039	0	8217039	20.92	0	19.34				7649106
ii Individual shareholders holding nominal share capital in excess of Rs. 2 lakhs.		53	2584057	0	0	2584057	6.58	2584057	0	2584057	6.58	0	6.08				2584057
b NBFCs registered with RBI		1	100	0	0	100	0.00	100	0	100	0.00	0	0.00				100
c Employee Trusts		0	0	0	0	0	0.00	0	0	0	0.00	0	0.00				0
d Overseas Depositories (holding DRs) (balancing figure)		0	0	0	0	0	0.00	0	0	0	0.00	0	0.00				0
e Any Other (specify)		377	8455921	0	0	8455921	21.53	8455921	0	8455921	21.53	0	19.91				8449020
Bodies Corporate		205	7984237	0	0	7984237	20.33	7984237	0	7984237	20.33	0	18.80				7977336
PEARL INNOVATIVE MARKETING PRIVATE LIMITED	AAECP7982P	1	2270623	0	0	2270623	5.78	2270623	0	2270623	5.78	0	5.35				2270623
SHRI VATSALA TRADERS PVT. LTD	AAMCS2879L	1	1865434	0	0	1865434	4.75	1865434	0	1865434	4.75	0	4.39				1865434
WANG INVESTMENT AND FINANCE PVT LTD	AAACW0298B	1	774159	0	0	774159	1.97	774159	0	774159	1.97	0	1.82				774159
U K PAINTS (INDIA) PRIVATE LIMITED	AAACU0057C	1	765481	0	0	765481	1.95	765481	0	765481	1.95	0	1.80				765481
JM FINANCIAL SERVICES LIMITED	AAACJ5977A	1	488831	0	0	488831	1.24	488831	0	488831	1.24	0	1.15				488831
Clearing Members		73	186803	0	0	186803	0.48	186803	0	186803	0.48	0	0.44				186803
Non-Resident Indian (NRI)		97	284530	0	0	284530	0.72	284530	0	284530	0.72	0	0.67				284530
Trusts		2	351	0	0	351	0.00	351	0	351	0.00	0	0.00				351
Sub-Total (B)(3)		15422	19257117	0	0	19257117	49.03	19257117	0	19257117	49.03	0	45.33				18682283
Total Public Shareholding (B)=(B)(1)+(B)(2)+(B)(3)		15426	19263230	0	0	19263230	49.04	19263230	0	19263230	49.04	0	45.35				18686641




Table IV - Statement showing shareholding pattern of the Non Promoter- Non Public shareholder

Category & Name of the Shareholders (I)	PAN (II)	No. of share holder (III)	No. of fully paid up equity shares held (IV)	Partly paid-up equity shares held (V)	Nos. of shares underlying Depository Receipts (VI)	Total no. shares held (VII = IV+V+VI)	Shareholding % calculate d as per SCRR, 1957 As a % of (A+B+C2) (VIII)	Number of Voting Rights held in each class of securities (IX)			No. of Underlying Outstanding convertible securities (including Warrants) (X)	Total shareholding, as a % assuming full conversion of convertible securities (XI)	Number of Locked in shares (XII)		Number of Shares pledged or otherwise encumbered (XIII)		Number of equity shares held in dematerialized form (XIV) (Not Applicable)				
								Class X	Class Y	Total			No.	As a % of total Shares held	No. (Not applicable)	As a % of total shares held (Not applicable)					
																		No of Voting Rights			Total as a % of Total Voting rights
1	Custodian/DR Holder	0	0	0	0	0	0.00	0	0	0	0.00	0	0.00		0	0					
2	Employee Benefit Trust (under SEBI (Share based Employee Benefit) Regulations, 2014)	0	0	0	0	0	0.00	0	0	0	0.00	0	0.00		0	0					
	Total Non-Promoter-Non Public Shareholding (C)= (C)(1)+(C)(2)	0	0	0	0	0	0.00	0	0	0	0.00	0	0.00		0	0					

Table II- Unclaim Details

Details of Shares which remain unclaimed may be given here along with details such as number of shareholders, outstanding shares held in demat/unclaimed suspense account, voting rights which are frozen etc.	
No. of shareholders	No of share held

Table III- Unclaim Details

Details of Shares which remain unclaimed may be given here along with details such as number of shareholders, outstanding shares held in demat/unclaimed suspense account, voting rights which are frozen etc.	
No. of shareholders	No of share held

Table III- Person in Concert

Details of the shareholders acting as persons in Concert including their Shareholding			
Name of shareholder	Name of PAC	No. of share	Holding %

[Handwritten Signature]

